
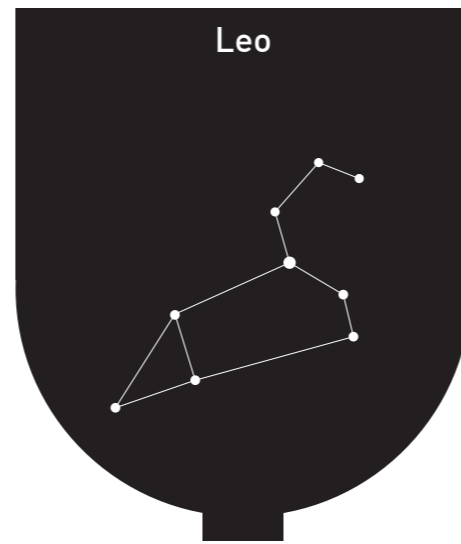



Constellation Telescope

1. Cut out the outer and inner tubes of your telescope and the four constellations.
2. Sellotape along the shaded edge.
3. Place the inner tube (just stars) inside the outer part (with logo).
4. Place the constellation patterns on the foam.
5. Push a pointed pencil/stick through the star holes.
6. Now you can place one constellation pattern in the outer tube.
7. Point your telescope to the sky (not towards the sun) and the light will shine through revealing the constellation.



Did You Know?

The Plough is an asterism. (a well known pattern of stars which is part of a larger constellation).

The constellation Leo was seen by the greeks as a fearsome lion.

Cassiopeia is surrounded by constellations associated with the legend of Perseus, including Pegasus, Cepheus, Andromeda and the sea monster Cetus.

Cygnus (The Swan) can be difficult to find, one way to locate it is to look for a triangle of stars known as the the Summer Triangle. The star Deneb marks the tail of the swan.

